

Current New York Polling



August 9, 2016

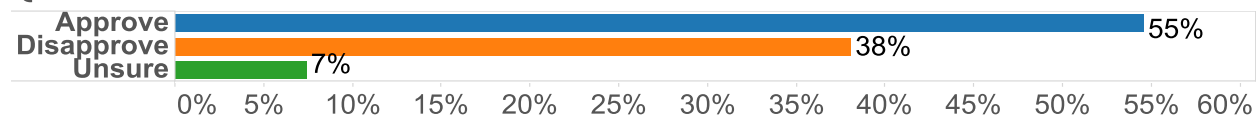
Contact: Doug Kaplan, 407-242-1870

Executive Summary

Gravis Marketing, a nonpartisan research firm, conducted a random survey of 1,717 registered voters in New York. The poll was conducted from August 4th through August 8th and has a margin of error of $\pm 2.4\%$ at a 95% confidence level. The total may not round to 100% because of rounding. The polls were conducted using automated telephone calls (IVR technology) and online responses, with the results weighted by voting demographics.

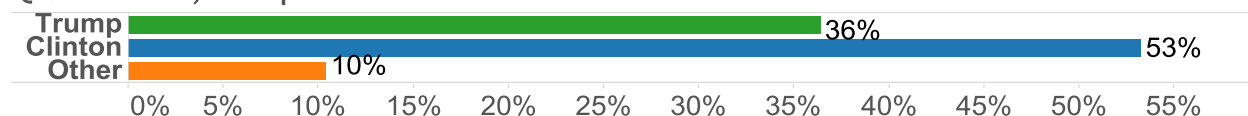
Q2: Do approve or disapprove of President Obama's Job Performance?

Q2: Obama



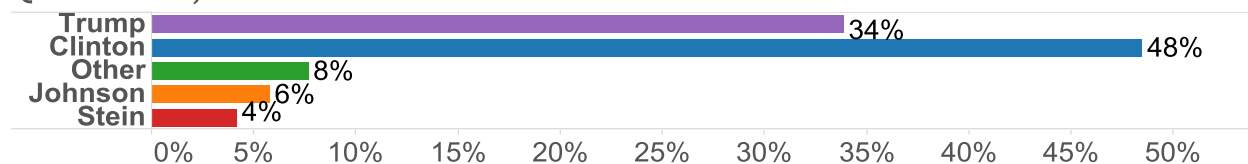
Q3: If you had to vote today in a matchup between Hillary Clinton and Donald Trump, who would you vote for?

Q3: President, Trump or Clinton



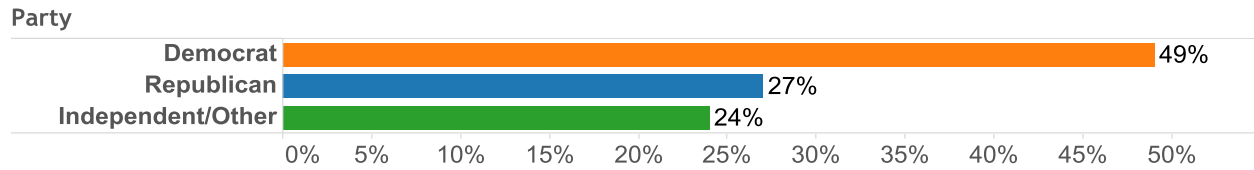
Q4: If you had to vote today in a matchup between Hillary Clinton, Donald Trump, Gary Johnson and Jill Stein, who would you vote for?

Q4: President, Other Choices

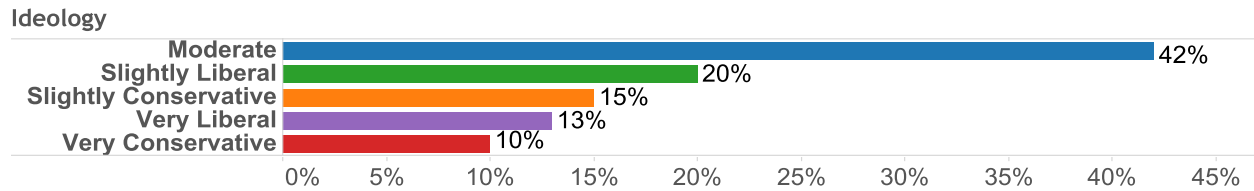


The following questions are for demographic purposes:

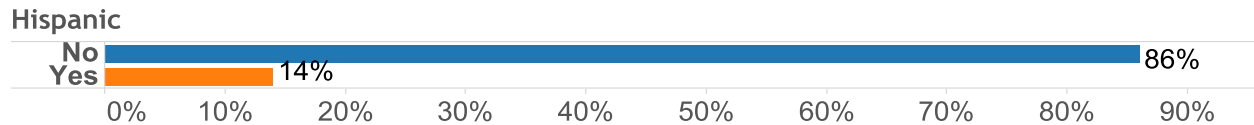
What is your party affiliation?



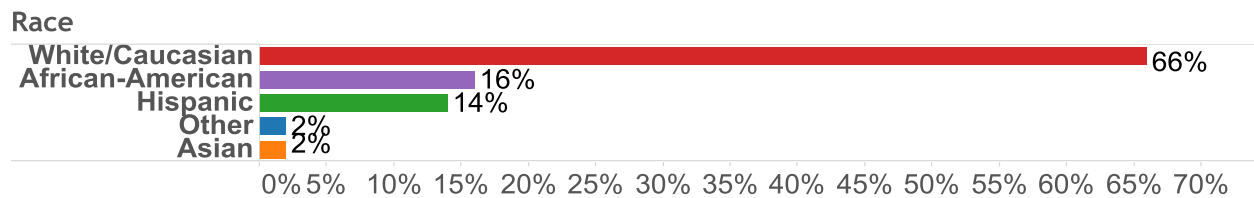
What is your political ideology?



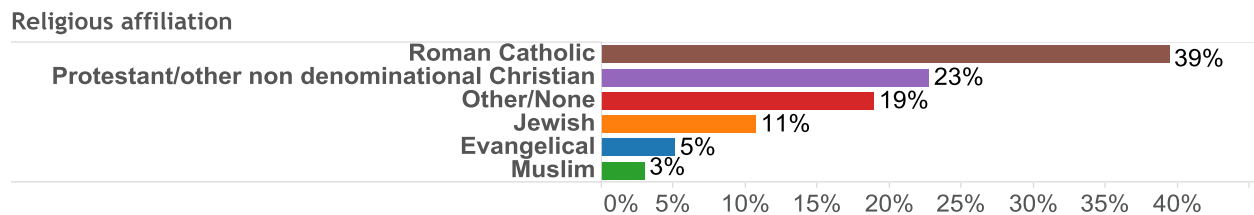
Are you or is a member of your immediate family from a Latino, Hispanic or Spanish speaking background?



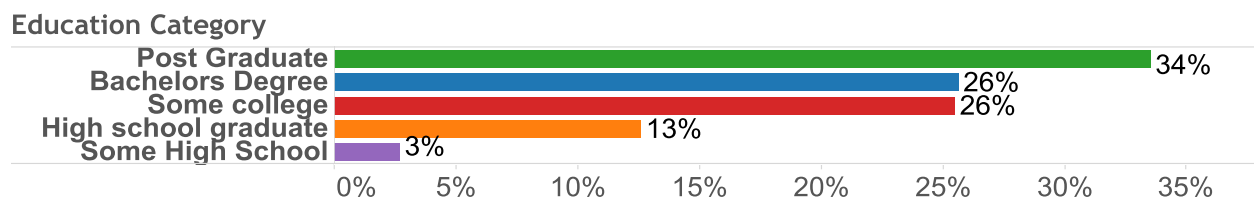
What race do you identify yourself as?



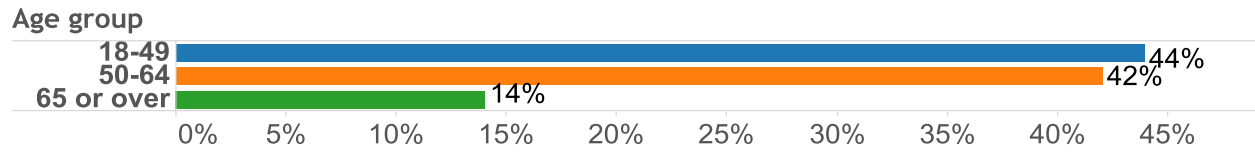
Which of the following best represents your religious affiliation?



What is the highest level of education have you completed?



How old are you?



What is your gender?

