

# Current Maine Polling

August 9, 2016



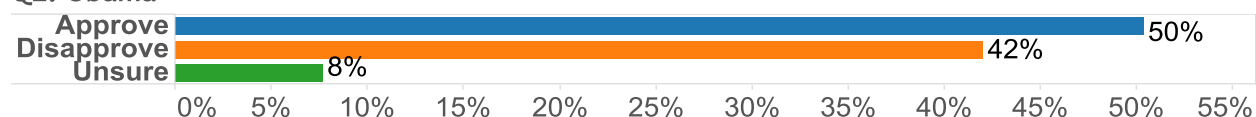
Contact: Doug Kaplan, 407-242-1870

## Executive Summary

Gravis Marketing, a nonpartisan research firm, conducted a random survey of 2,046 registered voters in Maine. The poll was conducted from August 4th through August 8<sup>th</sup> and has a margin of error of  $\pm 2.2\%$  at a 95% confidence level. The total may not round to 100% because of rounding. The polls were conducted using automated telephone calls (IVR technology) and online responses, with the results weighted by voting demographics.

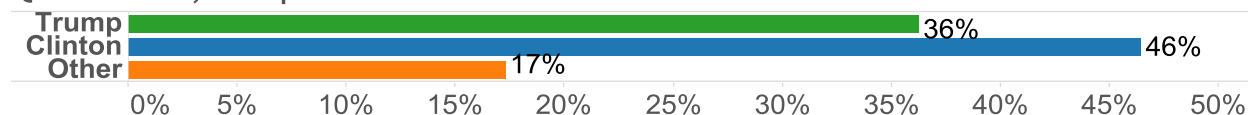
### Q2: Do you approve or disapprove of President Obama's Job Performance?

Q2: Obama



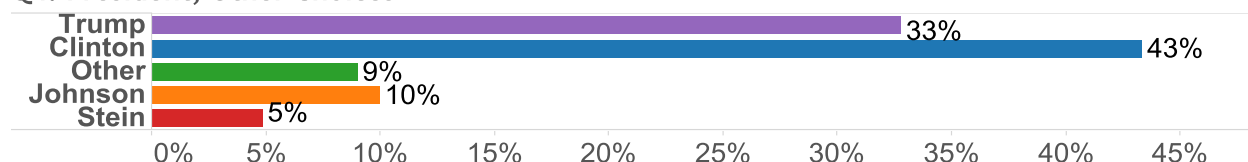
### Q3: If you had to vote today in a matchup between Hillary Clinton and Donald Trump, who would you vote for?

Q3: President, Trump or Clinton



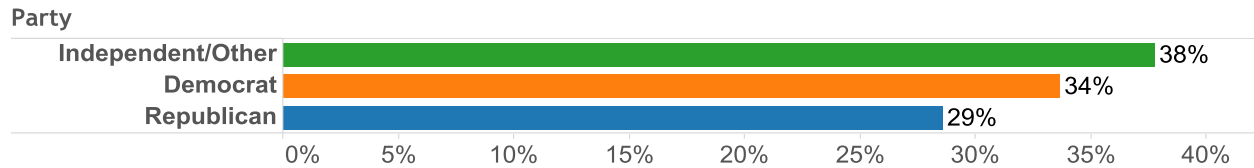
### Q4: If you had to vote today in a matchup between Hillary Clinton, Donald Trump, Gary Johnson and Jill Stein, who would you vote for?

Q4: President, Other Choices

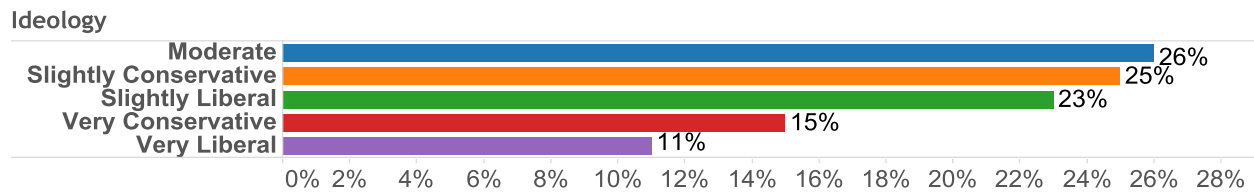


The following questions are for demographic purposes:

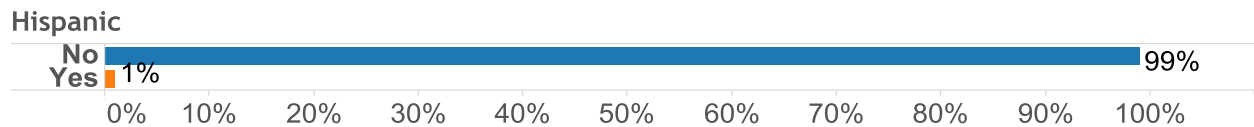
### What is your party affiliation?



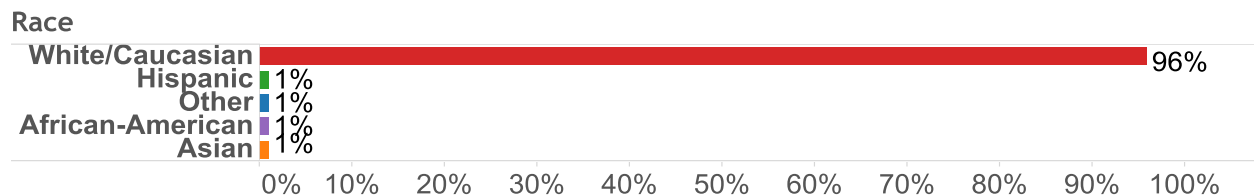
### What is your political ideology?



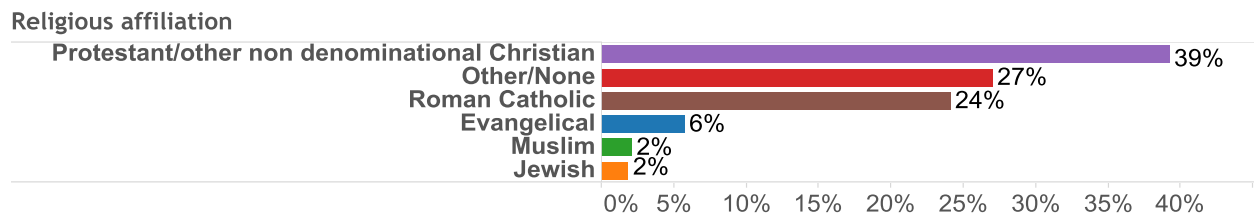
### Are you or is a member of your immediate family from a Latino, Hispanic or Spanish speaking background?



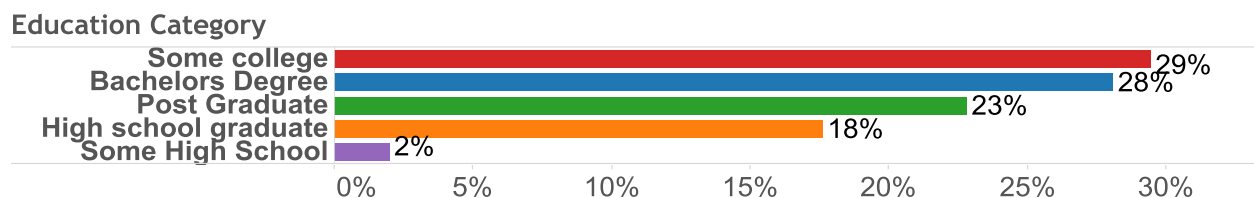
### What race do you identify yourself as?



### Which of the following best represents your religious affiliation?

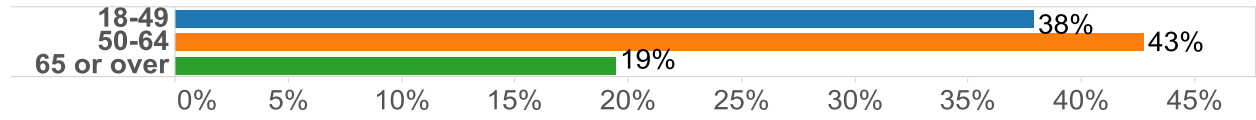


### What is the highest level of education have you completed?



### How old are you?

Age group



### What is your gender?

Gender

